

MODEL:	22-AGM
VOLTAGE:	12
DIMENSIONS:	Inches (mm)
BATTERY:	VRLA AGM
COLOR:	Maroon (case/cover)
MATERIAL:	Polypropylene
WATERING SYSTEM:	N/A
DESIGN LIFE:	10 Years



PRODUCT SPECIFICATIONS

BCI GROUP SIZE	TYPE	CAPACITY ^A Minutes @25 Amps	CRANKING Performance		CAPACITY ^B Amp-Hours (AH)				ENERGY (kWh)	TERMINAL Type ^G	DIMENSIONS ^C Inches (mm)			WEIGHT lbs. (kg)
			C.C.A. ^D @0°F	C.A. ^E @32°F	5-Hr Rate	10-Hr Rate	20-Hr Rate	100-Hr Rate			100-Hr Rate	Length	Width	
12 VOLT DEEP-CYCLE AGM BATTERY														
22	22-AGM	79	280	336	43	47	50	52	0.624	13	8.96 (228)	5.49 (139)	8.04 (204)	40 (18)

- A. The number of minutes a battery can deliver when discharged at a constant rate at 80°F (27°C) and maintain a voltage above 1.75 V/cell. Capacities are based on peak performance.
- B. The amount of amp-hours (AH) a battery can deliver when discharged at a constant rate at 80°F (27°C) for the 20-Hour and 100-Hour rates and 86°F (30°C) for the 5-Hour rate and maintain a voltage above 1.75 V/cell. Capacities are based on peak performance.
- C. Dimensions are based on nominal size. Dimensions may vary depending on type of handle or terminal.
- D. C.C.A. (Cold Cranking Amps) - the discharge load in amperes which a new, fully charged battery can maintain for 30 seconds at 0°F at a voltage above 1.2 V/cell.
- E. C.A. (Cranking Amps) - the discharge load in amperes which a new, fully charged battery can maintain for 30 seconds at 32°F at a voltage above 1.2 V/cell. This is sometimes referred to as marine cranking amps @ 32°F or M. C. A. @ 32°F.
- F. Dimensions taken from bottom of the battery to the highest point on the battery. Heights may vary depending on type of terminal.
- G. Terminal images are representative only.
- Trojan's battery testing procedures adhere to BCI-05 (Rev Oct 09) and IEC 61427 test standards.

CHARGING INSTRUCTIONS

CHARGER VOLTAGE SETTINGS (AT 77°F/25°C)				
System Voltage	12V	24V	36V	48V
Daily Charge	14.1 – 14.7	28.2 – 29.4	42.3 – 44.1	56.4 – 58.8
Float	13.5	27	40.5	54

Do not install or charge batteries in a sealed or non-ventilated compartment. Constant under or overcharging will damage the battery and shorten its life as with any battery.


CHARGING TEMPERATURE COMPENSATION

.028 VPC for every 10°F (5.55°C) above or below 77°F (25°C) (add .028 VPC for every 10°F (5.55°C) below 77°F and subtract .028 VPC for every 10°C above 77°F).

OPERATIONAL DATA

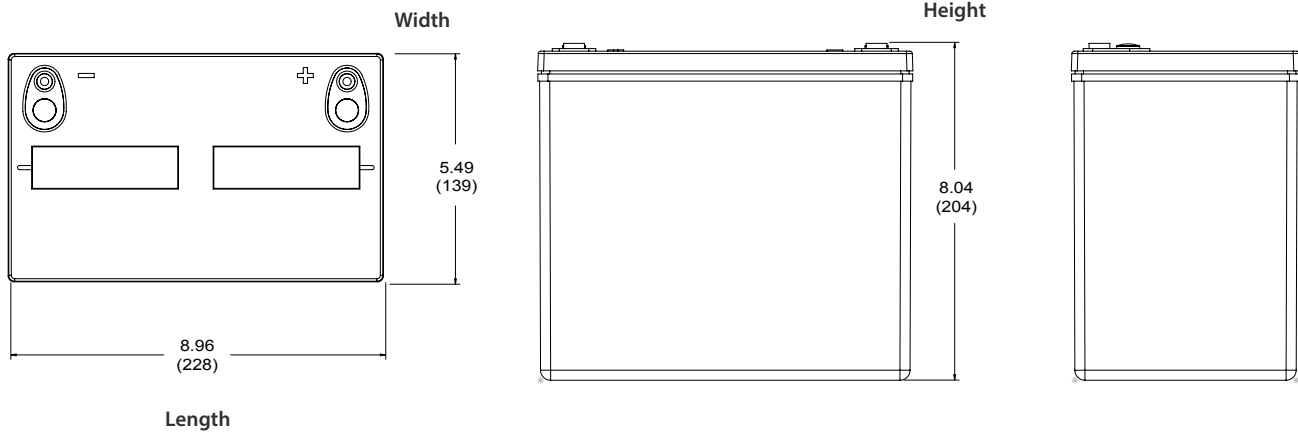
Operating Temperature	Self Discharge
-4°F to 131°F (-20°C to +55°C). At temperatures below 32°F (0°C) maintain a state of charge greater than 60%.	Less than 3% per month depending on storage temperature conditions.

TERMINAL CONFIGURATIONS

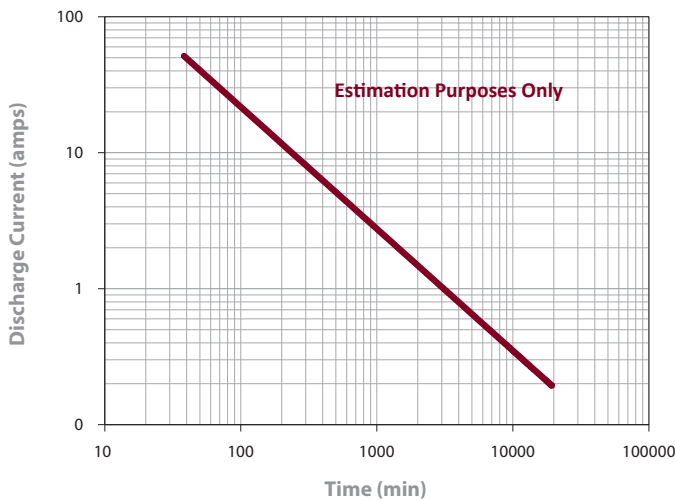
13	IT	Insert Terminal
		Terminal Height Inches (mm)
		.19 (4.7)
		Torque Values in-lb (Nm)
		30 (3 – 4)
		Bolt Size
		10-32UNF

22-AGM DATA SHEET

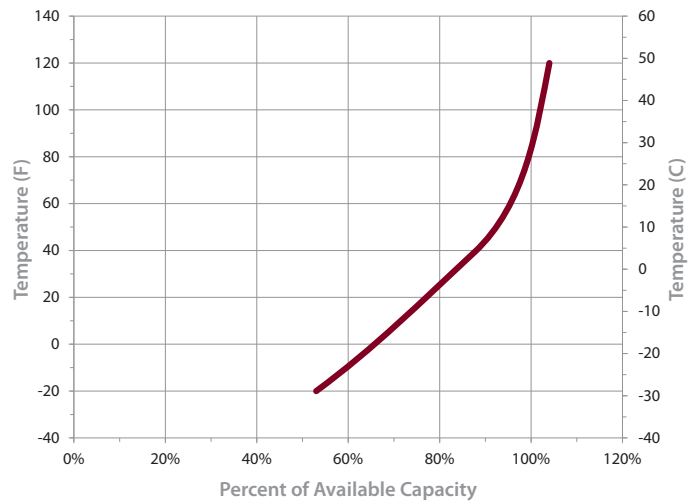
BATTERY DIMENSIONS (shown with Insert Terminal)



TROJAN 22-AGM PERFORMANCE



PERCENT CAPACITY VS. TEMPERATURE



Trojan's battery testing procedures adhere to BCI-05 (Rev Oct 09) and IEC 61427 test standards.

TROJAN BATTERY COMPANY WITH QUALITY SYSTEM CERTIFIED BY DNV
= ISO 9001:2008 =



Trojan batteries are available worldwide through Trojan's Master Distributor Network. We offer outstanding technical support, provided by full-time application engineers.

For a Trojan Master Distributor near you, call 800.423.6569 or + 1.562.236.3000 or visit www.trojanbattery.com

12380 Clark Street, Santa Fe Springs, CA 90670 • USA